

Community

Submit a request

Resource Center

Q Search

[OpenGov / Resource Center](#) > [Permitting, Licensing & Code Enforcement](#) > [Storefront - Applicant F.A.Q](#)

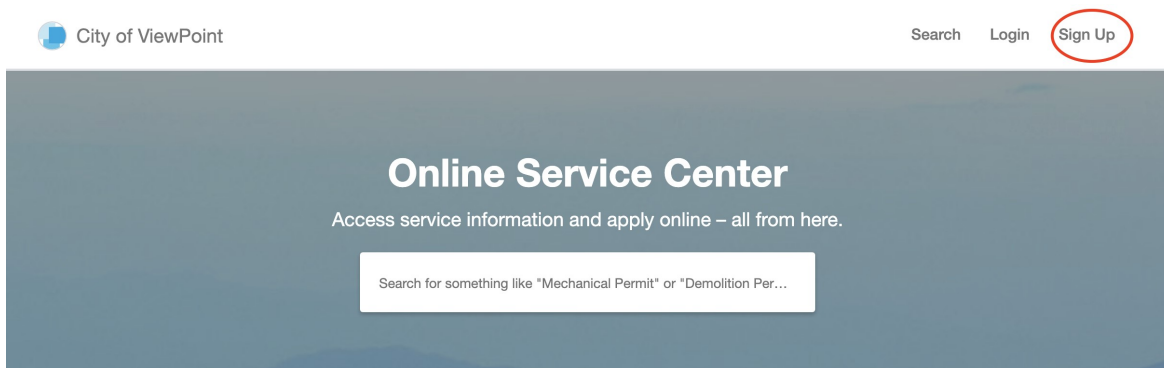
Creating a User Account - For Applicants



Seth

5 months ago · Updated

Creating a user account can be done by clicking the "Sign Up" option in the top right corner of OpenGov PLC!



About

Newsroom

Careers

Store

Support

Live Demo

Contact Us

© 2018 OpenGov Privacy Policy

[? Support](#)

Up" to create an account. Please note: all passwords must be at least eight characters and contain an upper case letter, lower case letter, and number.

Sign up for viewpoint cloud

Register for a new **viewpoint** ID to login here and to any other viewpoint community

For your security, your sign up is performed on our Secure Portal

[Sign up using Secure Portal](#)


Existing user?


Log in to access your user profile

[Login](#)



Log in with your ViewPoint ID

 | yours@example.com

 your password

[Don't remember your password?](#)

[Log In >](#)

Was this article helpful?

☒ **Yes**

☐ **No**

0 out of 0 found this helpful

You can discuss or comment on this article at the [OpenGov Community](#).

[Return to top](#) 

Recently viewed articles

[How to Apply for a Permit or License In the Storefront](#)

[Permitting, Licensing, & Code Enforcement Login Page Update](#)

Related articles

[Can employees create an account for an applicant?](#)

[Logging into the OpenGov PLC Storefront](#)

[Does your Inspection Schedule Display Overdue Inspections?](#)

[Can applicants start multiple record applications within a project?](#)

[Reporting On Department Form Fields](#)

Articles in this section



