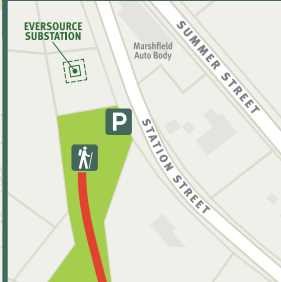


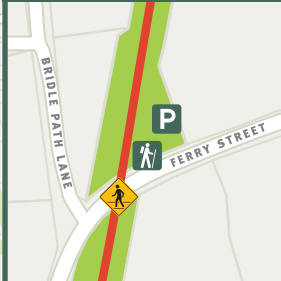
Bridle Path

3.03 miles |
A multi-use recreational
trail that traces
Marshfield's railroad past

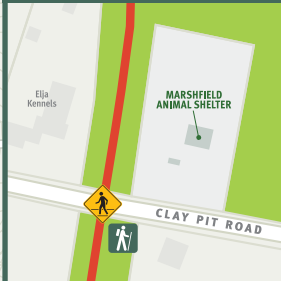
STATION STREET



FERRY STREET



CLAY PIT ROAD



SOUTH RIVER STREET

