



**Fiscal Year 2023
Town Administrator
Operational Budget
Michael A. Maresco**

APRIL 2022 TOWN MEETING
FISCAL YEAR 2023



BUDGETARY ACHIEVEMENTS

OVERVIEW

- We have accomplished a great deal with this Budget while we continue to combat COVID-19
- The FY 2023 Budget will provide \$1,577,310 in new revenue for the School Department, a 3.0% increase overall
- General Government has increased by 4.84% and we have built-in some new positions while repositioning resources to achieve this goal
- We have added (2) part-time Nurses for The Board of Health
- We continue to fund a full-time Assistant Planner
- We continue to fund a full-time Assistant Conservation Agent
- We have accounted for COLA's and contracts in all divisions without use of Free Cash
- We continue our cost share agreement with the schools for the Human Resources Division
- We continue to fund full time Building department staff
- We have recommended an increase to public Safety of \$491,871 over FY2022 to continue to provide the best resources for Police, Fire personnel and Ambulance.
- We continue to fund CTG Ball Field accounts by appx \$100,000 and have provided DPW with department flexibility to move overtime cost around their various divisions
- We have not reduced any senior or veteran services
- We continue to keep all municipal full-time and part-time positions funded at this time.



REVENUES EXPLANATION

- Revenues are again being recommended at a 3% overall increase which we feel is achievable.
- The Board of Selectmen had previously adopted a Budget Policy on 6-1-20 that no revenues should exceed 3%.
- The revenue recommendation before you accomplishes that directive
- Our other revenues were maintained at a 4.18% increase due to the increase of our local receipts across the board.
- Our State Aid figures remain close to a 2% over all increase
- Debt Exclusions decreased by \$160,153.53

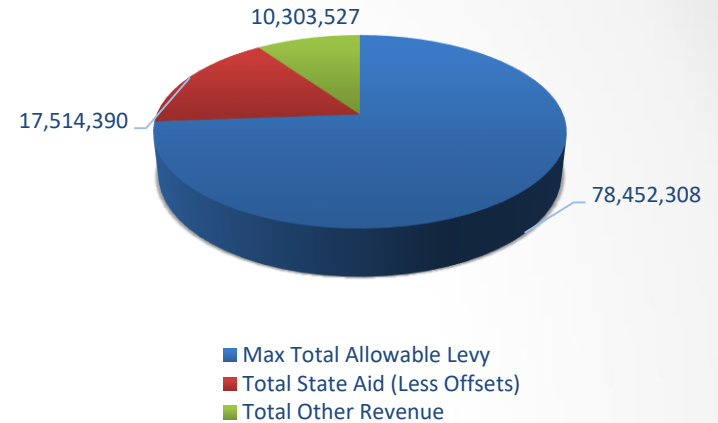
TOTAL REVENUE PROJECTION \$106,270,225



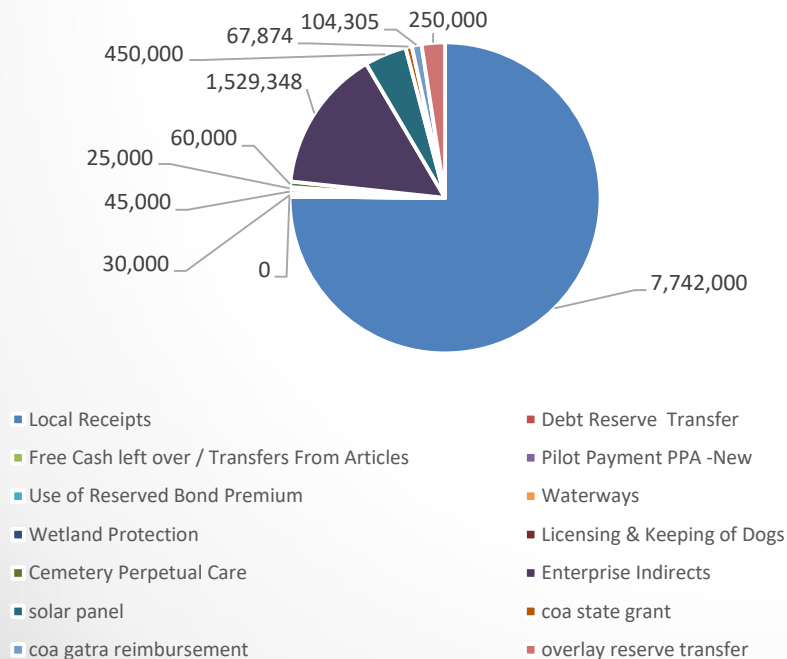
REVENUES

The charts in the slide identify total revenues on the right hand side and break out by type our other revenues to fund our municipal budget. Revenues increased 3.0% overall or \$3,095,643

Estimated FY23 Revenues



Estimated FY23 Other Revenues





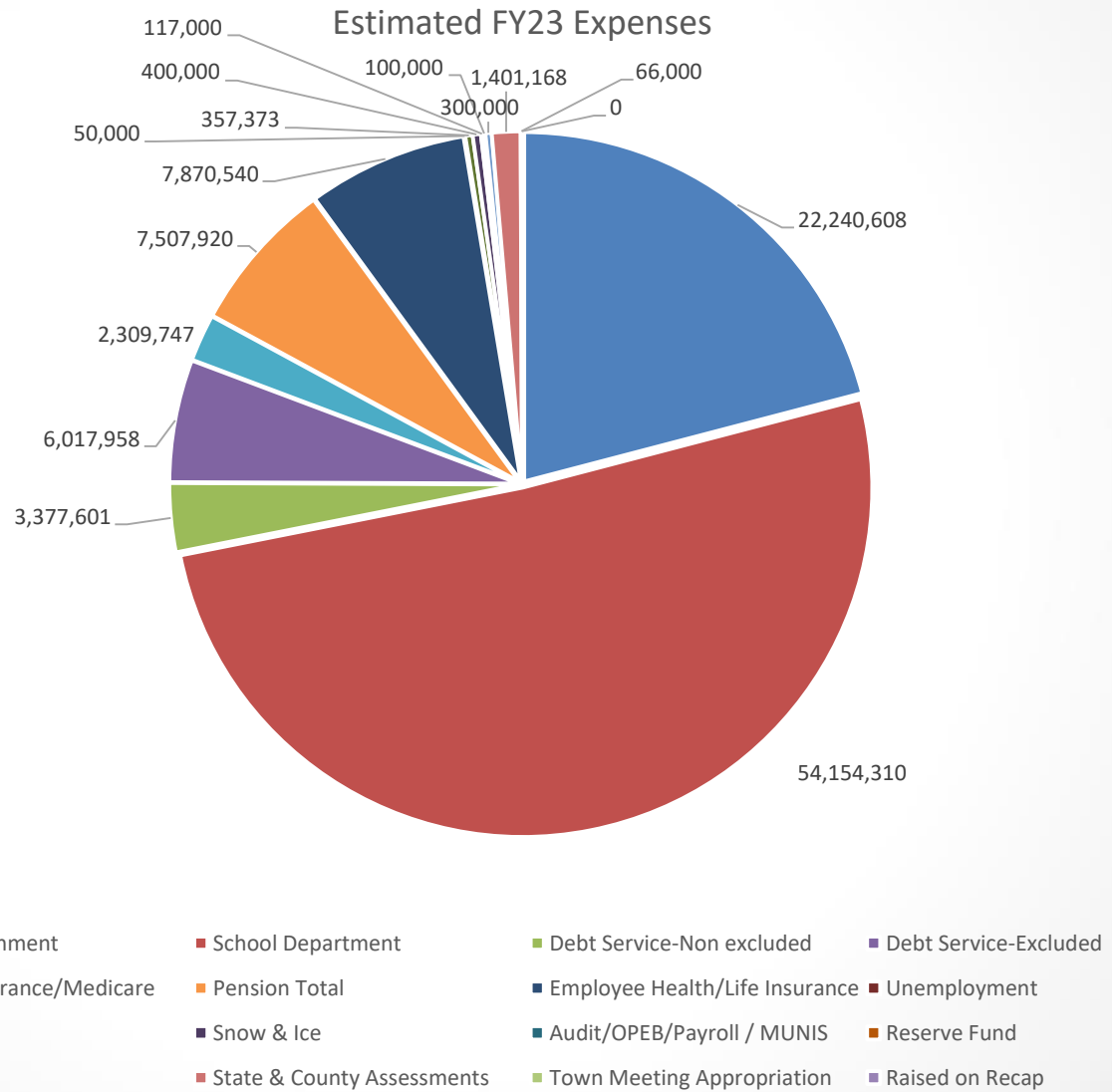
EXPENSE EXPLANATION

- The Town's Department Heads have put in requests only for what is truly needed to keep providing services to our Town during these challenging times with Covid 19.
- The Centralized Budget process we now have allows The Town Administrator and Board of Selectmen to have the flexibility to reposition resources based on the needs presented during the budget hearings.
- It has been challenging for the Town with need to hire a new Town Accountant and a full-time Treasurer Collector, but through it all there has been a wonderful collaboration between Department Heads and Staff!
- We have met with all departments and reviewed their requests to achieve their goals. We have again, not had to implement any layoff's or furloughs as many of our neighbors have, thanks In large part to the support and recommendations of the Board of Selectmen.
- The proceeding charts and department reviews will provide further information

FY 2023 TOTAL EXPENSE PROJECTION \$106,270,225



EXPENSES





FIXED COSTS

SUMMARY FY 2022

- The Fixed Costs continue to be managed in accordance with our operational structure. This year was challenging given we had a \$289,088.10 or 26% state assessment increase for charter schools.
- The Finance Department, once again, was able to time the Debt Service structure to offset those increases and more, which saved the Budget \$656,160.60 this Fiscal Year.
- This prevented layoffs and maintained a total fixed cost increase of less than 1% over last year's increase. It is always our objective to keep Fixed Costs level funded

	FY 2023 Request	Increase over FY22	Percent Increase/Decrease
Debt Service-Non excluded	3,377,600.92	(496,010.08)	-12.8%
Debt Service-Excluded	6,017,958.47	(160,150.53)	-2.6%
General Insurance/Medicare	2,309,747.06	105,765.06	4.8%
Pension Total	7,507,920.00	722,720.00	10.7%
Employee Health/Life Insurance	7,870,540.12	223,308.12	2.9%
Unemployment	50,000.00	-	0.0%
Facilities	357,373.00	11,871.00	3.4%
Snow & Ice	400,000.00	-	0.0%
Audit/OPEB/Payroll	117,000.00	500.00	0.4%
Reserve Fund	100,000.00	50,000.00	100.0%
Overlay	300,000.00	-	0.0%
State & County Assessments	1,401,168.10	289,088.10	26.0%
Town Meeting Appropriation	66,000.00	61,000.00	1220.0%

Total Fixed Cost Projected Increase of \$808,092 OR 2.78%

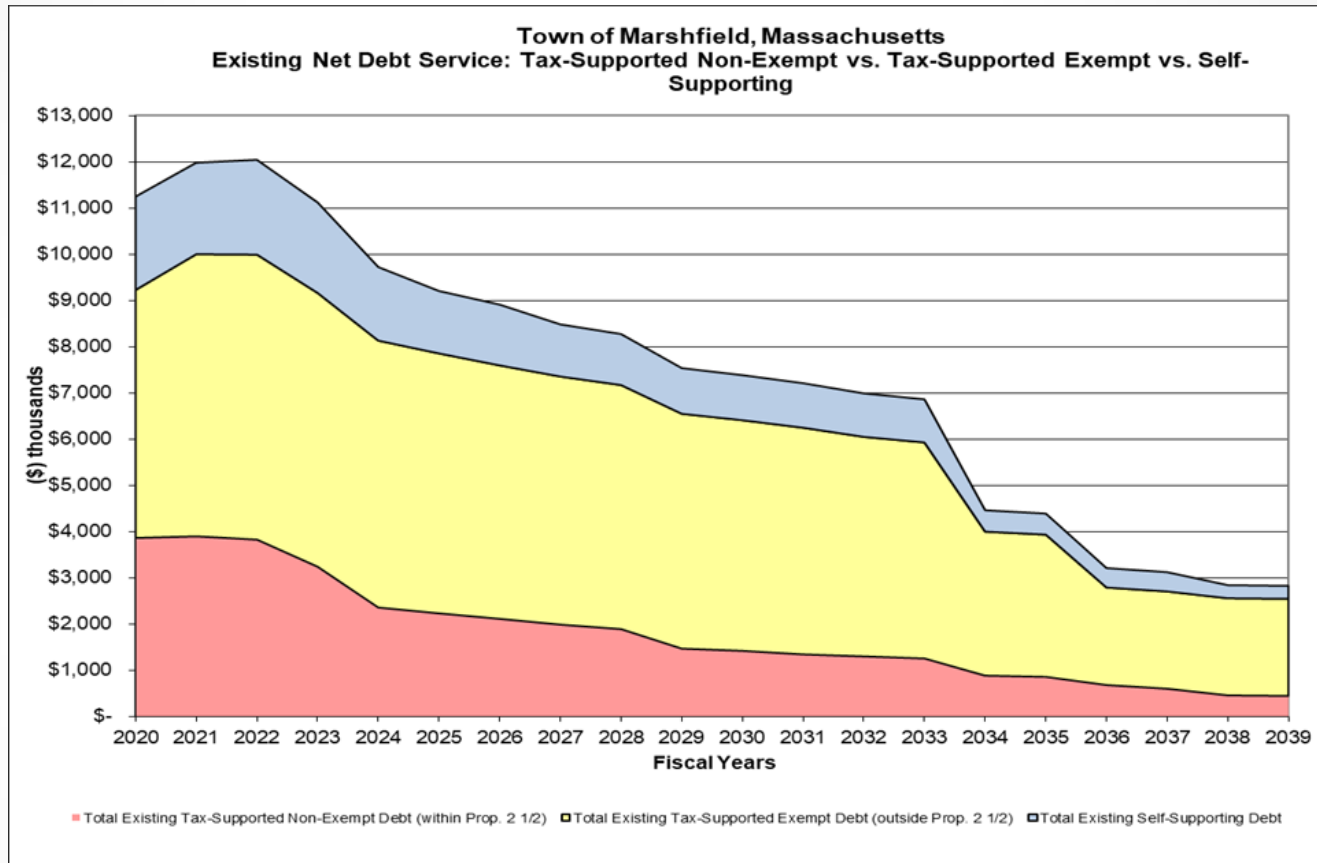


DEBT MANAGEMENT

- Capital funds appropriated by borrowing or any other financing source may not be used for operational expenditures at any capacity. The Town makes certain these funds are kept separate and only used for the project in which it has been appropriated for by Town Meeting
- The Finance Team with guidance from the Board has a policy that does not allow Inside Debt Costs to exceed 5% of our operating budget in total as well as Excluded Debt cannot exceed 10% of our operating budget in total. We have achieved both of those goals.
- In total Debt Service has been reduced by \$656,160.60 all while bonding our capital projects (Debt Exclusion passed 11-19-20 for Police Station, DPW Facility, Senior Center addition, and Seawalls)
- Our Debt Management, GOB (General Obligation Bonds) and market knowledge has assisted in saving jobs this year
- This will minimize our Tax impact because of our strategy, it worked and we will see the benefits of our conservative plan now and going forward!

Debt	700			
INSIDE DEBT		FIXED COST	FIXED COST	(510,940.64)
OUTSIDE DEBT		FIXED COST	FIXED COST	(160,150.53)
OTHER DEBT		FIXED COST	FIXED COST	14,930.56
TOTAL DEBT		FIXED COST	FIXED COST	(656,160.60)

DEBT FY 2023 \$ 9,395,559



- **Total Inside Debt \$3,377,601...Total Excluded Debt \$6,017,958**



FY 2023 General Government

- Total General Government Number is \$3,050,059
- The General Government continues to reposition resources to fund a full-time Asst. Conservation Agent
- The General government continues to fund a full-time Assistant Planner by keeping an administrative clerk's position vacant for the time being as we manage costs through the Pandemic
- The General Government has cut discretionary spending and IT costs due to the purchase of Munis
- The General Government has built in 2% projected contractual increases to the salary line items for Union and By-law employees
- Munis Training and Conversion Underway and on time.

Total \$3,050,059 or 4.84% increase



FY 2023 Public Safety

- The Town continues to promote and provide funding for its Public Safety Personnel including full funding for school resource officers at the High School, FBMS and Elementary Schools.
- The Town settled contracts and increased public safety by 3.79% in-line with recently signed CBA's
- The Police and Fire returned appx. 482K in FY 21 by exceptional management of overtime and resources.
- The Police and Fire Departments continue to receive support through the Capital Budget process to purchase safety equipment, guns, ammo, Tasers, ambulances, fire trucks and supplies!

Public Safety Increase of \$491,871 or 3.79%



FY 2023 Education

- The Schools received a full 3% increase on it's operational budget over FY 2022.
- The School's total Number is \$54,154,310 or 3.00% increase
- The Schools continue to do a fantastic job of combating the COVID-19 viruses while educating our students in the classroom.
- We have received Millions in support for the Schools from the Cares Act Funding
- The School and Town have worked to improve WI-Fi expansion for all School and Town facilities
- Capital Budget Funding and Free Cash has continued to assist the Schools in Maintenance, Security and Covid related issues.



FY 2023 Public Works

- The Town Continues to support our Public Works Departments to provide the best services to our citizens
- The Public Works Division will see a .03% increase overall for potential contractual increases due to Town vehicles being serviced by outside vendors during construction and move to new building @ 965 Plain St.
- We have worked with the Superintendent of Public Works to reposition resources to provide additional funding for maintenance of the fleet
- We continue to support and maintain the Ball Field and Parks Account keeping our fields and play spaces in the best possible shape our community and sports teams demand.
- The Public Works also receives support for their capital needs through the
- Capital Budget Process
- Solid Waste Curbside Funding has been increased by \$118,777
- Solid Waste Disposal (Transportation) has been increased by \$217,075
- Total Commitment to General Fund Public Works \$3,027,902



HEALTH AND HUMAN SERVICES FY 2023

- We continue to fund a full-time Assistant Veterans Service agent
- We have provided additional COA funding for goods and services so our senior population continues to be active in educational and social activities.
- We have increased funding for the Board of Health agents and have funded (2) part-time Nurses to keep the Town healthy during the COVID-19 Pandemic

Total Health and Human Services budget overall still decreased by \$-18,854 or -1.38%



CULTURAL SERVICES

- The Library has taken on the task to keep services open and allow the public to have access to Library Resources during the Pandemic including book drop off and pickup program and many cultural programs for students and the general public.
- The Town continues to fund under cultural services clam flats, veteran memorials, and the historic commissions effort's
- The cultural services benefit us all!
Total Commitment to our Library and Cultural Services
is \$855,674
- Increase of \$29,527 or 3.57%



UTILITIES

- The Town will be receiving additional energy credits with the most recent power purchase agreement as well as placing a solar array field on our capped landfill, PV on Municipal Buildings and Carports in parking lots including Schools, Police, COA & DPW. Adding electric charging stations @ Police, COA, and DPW Facilities to eliminate a single point failure.
- We have invested, with green community grant funds, into LED lighting for school buildings and the Fire Station, Boiler replacement @ Central Fire, FBMS, and LED lighting in Class Rooms.
- The Utility Budget covers all Town building costs for heat, electricity, and communications
- The current funding level is \$470,494 or 16.87% increase, and we hope this will be decreased by energy credit offsets.



REVENUE

	<u>FY 2023 OPERATING BUDGET</u>	Actual FY 2021	Appropriated FY 2022	FY 2023 Request	Increase over FY22	Percent Increase
	Base Tax Levy		67,548,102	70,082,292	\$ 2,534,190.54	3.75%
	Statutory 2 1/2 Increase		1,688,703	1,752,057	\$ 63,354.76	3.75%
	New Growth		700,000	600,000	\$ (100,000.00)	-14.29%
	Levy Limit		69,936,804	72,434,349	\$ 2,497,545.30	3.57%
	FB/Martinson & MHS Debt Exclusion and Town		6,178,109	6,017,958	\$ (160,150.53)	-2.59%
	Max Total Allowable Levy	74,103,752	76,114,913	78,452,308	\$ 2,337,394.78	3.07%
					\$ -	
	State Aid	17,622,779	17,220,000	17,564,390 *	\$ 344,390.00	2.00%
	Less Offsets		(50,000)	(50,000)	\$ -	0.00%
	Total State Aid (Less Offsets)	17,622,779	17,170,000	17,514,390	\$ 344,390.00	2.01%
	Local Receipts	9,132,455	7,578,000	7,742,000 *	\$ 164,000.00	2.16%
	Debt Reserve Transfer	0	0	0	\$ -	0.00%
	Free Cash left over / Transfers From Articles	1,003,000			\$ -	0.00%
	Pilot Payment PPA -New	0			\$ -	0.00%
	Use of Reserved Bond Premium	203,952			\$ -	0.00%
	Waterways	30,000	30,000	30,000	\$ -	0.00%
	Wetland Protection	30,000	30,000	45,000	\$ 15,000.00	50.00%
	Licensing & Keeping of Dogs	25,000	25,000	25,000	\$ -	0.00%
	Cemetery Perpetual Care	60,000	60,000	60,000	\$ -	0.00%
	Enterprise Indirects	1,430,727	1,496,207	1,529,348 *	\$ 33,141.32	2.22%
	solar panel	400,000	400,000	450,000	\$ 50,000.00	12.50%
	coa state grant	68,393	67,190	67,874	\$ 683.93	1.02%
	coa gatra reimbursement	103,273	103,273	104,305	\$ 1,032.73	1.00%
	overlay reserve transfer		100,000	250,000	\$ 150,000.00	
	Total Other Revenue	12,486,800	9,889,669	10,303,527	\$ 413,857.97	4.18%
●						● 17
	Total Revenue	104,213,331	103,174,582	106,270,225	\$ 3,095,642.75	3.00%



EXPENSE

Expenses		Actual FY 2021	Appropriated FY 2022	FY 2023 Request		Increase over FY22	Percent Increase
Town Government							
	General Government	3,303,110	2,909,196	3,050,059		\$ 140,863.00	4.84%
	Public Safety	12,409,932	12,965,215	13,457,086		\$ 491,871.00	3.79%
	Public Works	2,693,091	3,026,973	3,027,902		\$ 929.26	0.03%
	Health and Human Services	1,028,136	1,367,246	1,348,392		\$ (18,854.00)	-1.38%
	Cultural Services	748,622	826,147	855,674		\$ 29,527.00	3.57%
	Unclassified	42,617	33,000	31,000		\$ (2,000.00)	-6.06%
	Utilities	511,494	402,588	470,494		\$ 67,906.25	16.87%
	Totals	20,737,001	21,530,365	22,240,608		\$ 710,242.51	3.30%
School Department		51,000,000	52,577,000	54,154,310	*	\$ 1,577,310.00	3.00%
	Debt Service-Non excluded	4,031,115	3,873,611	3,377,601		\$ (496,010.08)	-12.80%
	Debt Service-Excluded	6,354,615	6,178,109	6,017,958		\$ (160,150.53)	-2.59%
	General Insurance/Medicare	2,131,404	2,203,982	2,309,747		\$ 105,765.06	4.80%
	Pension Total	6,507,532	6,785,200	7,507,920		\$ 722,720.00	10.65%
	Employee Health/Life Insurance	6,545,287	7,647,232	7,870,540		\$ 223,308.12	2.92%
	Unemployment	0	50,000	50,000	*	\$ -	0.00%
	Facilities	363,141	345,502	357,373		\$ 11,871.00	3.44%
	Snow & Ice	484,489	400,000	400,000		\$ -	0.00%
	Audit/OPEB/Payroll / MUNIS	168,422	116,500	117,000	*	\$ 500.00	0.43%
Other Expense						\$ -	
	Reserve Fund	93,500	50,000	100,000		\$ 50,000.00	100.00%
	Overlay	150,000	300,000	300,000		\$ -	0.00%
	State & County Assessments	1,058,884	1,112,080	1,401,168		\$ 289,088.10	26.00%
	Town Meeting Appropriation	5,000	5,000	66,000		\$ 61,000.00	1220.00%
	Raised on Recap	0	0	0		\$ -	
		99,630,390	103,174,581	106,270,225		\$ 3,095,644.18	3.00%
Revenue-Expense Surplus/(Deficit)		4,582,940	1	0			

CLOSING SUMMARY



- The FY2023 Budget as presented is balanced
- The Tax rate went down to \$12.95 per thousand
- The Schools received a 3% increase of their FY22 Budget.
- The School Resources Officers will continue to be funded by our grant (SRO's at the MHS, FBMS and the Elementary)
- The General Government Budget has increased by 4.84 %
- The Town Hall elevator is creating better access for our citizens who struggle with mobility issues.
- We are funding two part-time nurses for the BOH.
- We are continuing to fund a full-time Assistant Planner and Assistant Conservation Agent to manage the very large case load demands
- We have funded colas and contracts without Free Cash usage.
- We continue to cost share with the Schools for HR.
- We have increased public safety funding by \$491,871 for Fire and Police.
- We continue funding CTG Ball Field accounts and have provided DPW with flexibility to manage overtime costs.
- No layoffs or furloughs in FY21, FY22, FY23
- Capital projects are underway for the DPW 's new building and plans for the additional space, Senior Center expansion was substantially completed as of Dec 2021, the new Police Station is on track to be substantially completed by April of 2022 and our seawalls are on going with a new section being replaced presently in Brant Rock. I am happy to report that to date we have saved the taxpayers \$13.7 million dollars due to favorable interest rates and the use of \$1.2 million in bond premium funds for these projects.
- We will continue to look for ways to reduce costs on these projects as we move forward.

CLOSING SUMMARY



- We continue to support our Covid Drive through Clinic at the Fairgrounds with reimbursements from insurance carriers, MEMA and FEMA if needed. To date we have given out over 89,000 shots of a variety of the Covid 19 Vaccines.
- Finally, we continue to make up ground on the maintenance of our public buildings, thanks to the great work of our Facilities Department and the support by Town Meeting.



FY 2023 Budget

THANK YOU !